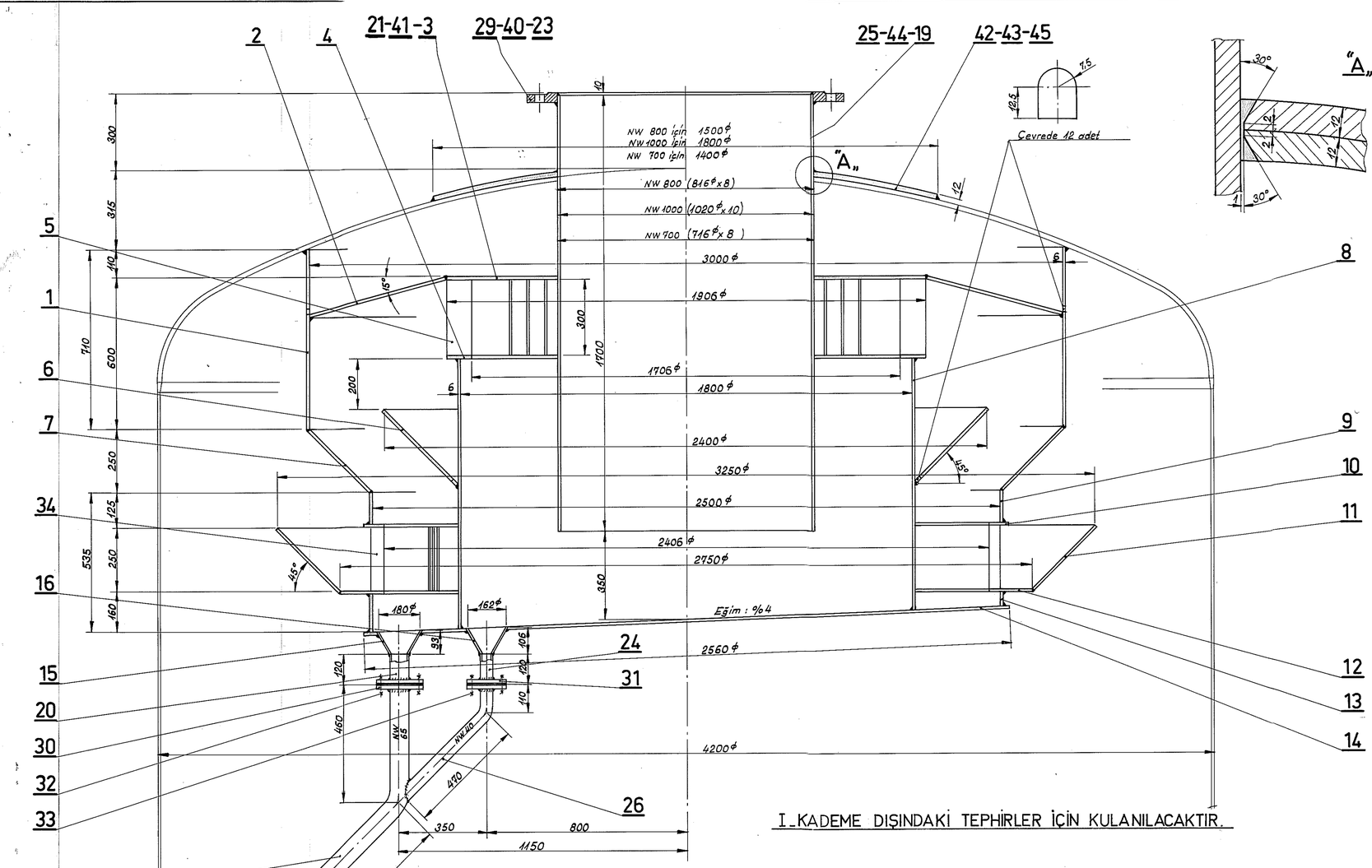

I. KADEME DIŞINDAKİ TEPHİRLER İÇİN KULANILACAKTIR.

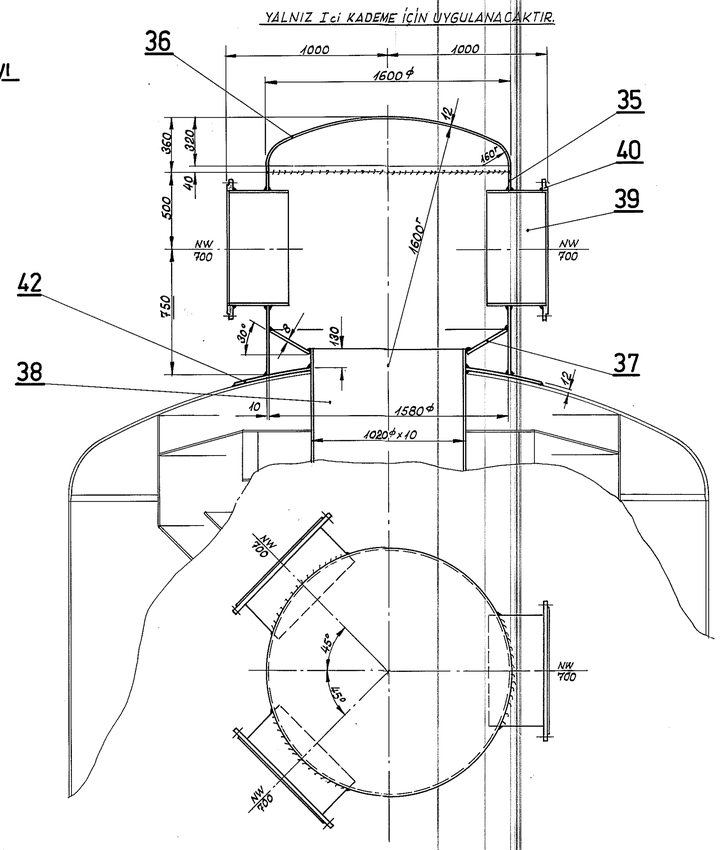

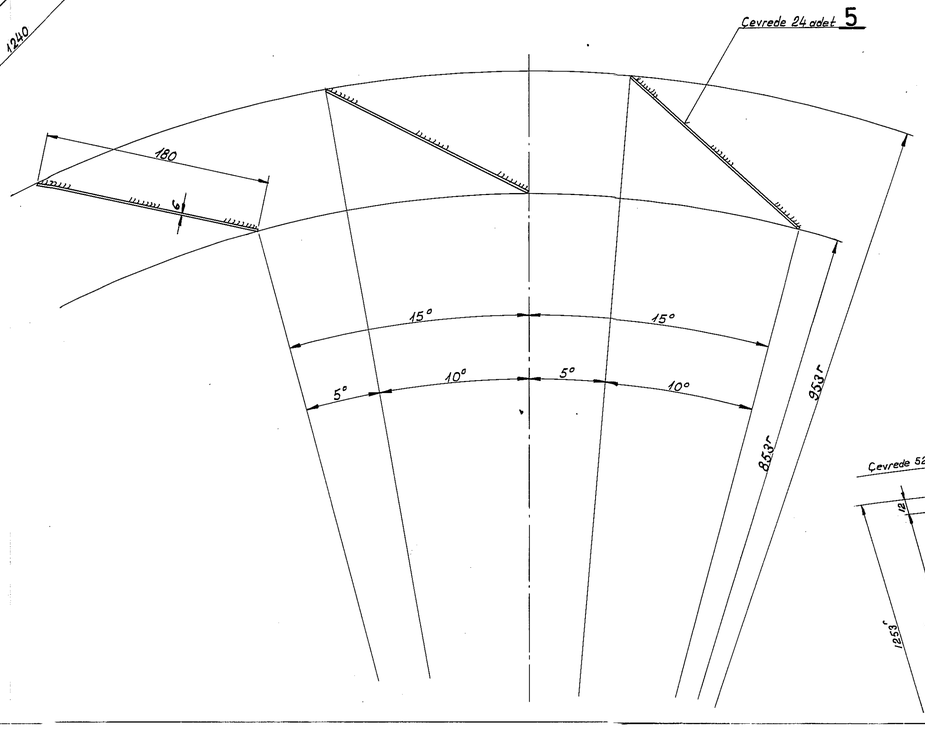

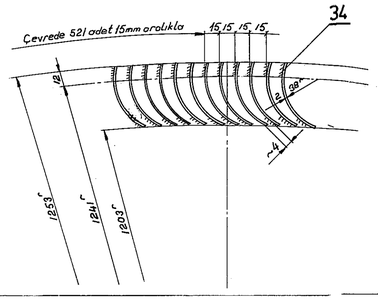

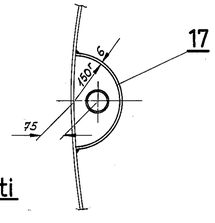

A-A Kesiti

–	–	–	/	–	–	/	–	–	–	1	–	–	–	–		Levha 1500ϕ/818ϕ x 12	45	St 37			
–	–	/	–	–	/	–	–	–	1	–	–	–	–	1	–	Boru 716ϕ x 8 L = 1700	44	St 37			
–	–	/	–	–	/	–	–	–	1	–	–	–	–	1	–	Levha 1400ϕ/718ϕ x 12	43	St 37			
/	/	–	–	/	–	–	/	/	–	–	1	1	–	1		Levha 1800ϕ/1022ϕ x 12	42	St 37			
–	–	/	–	–	/	–	–	–	1	–	–	–	1	–		Levha 1906ϕ/718ϕ x 6	41	St 37			
3	–	/	–	–	/	–	–	3	/	–	3	3	1	–		Düz flâns NW 700 TSN 15	40	St 37-2			
3	–	–	–	–	–	–	–	3	–	–	3	3	–	–		Boru 716 x 8 L = 350	39	St 37			
/	–	–	–	–	–	–	–	/	–	–	1	1	–	–		Boru 1020ϕ x 10 L = 1540	38	St 37			
/	–	–	–	–	–	–	–	/	–	–	1	1	–	–		Levha Kal. 8 mm	37	St 37			
/	–	–	–	–	–	–	–	/	–	–	1	1	–	–		Üst bombe Kal. 12 mm	36	St 37			
/	–	–	–	–	–	–	–	/	–	–	1	1	–	–		⌀ 1250 x 4995 x 10	35	St 37			
521	521	521	521	521	521	521	521	521	521	521	521	521	521	521		Paket Kal. 2 mm L ≅ 60	34	Paslanmaz çelik			
4	4	4	4	4	4	4	4	4	4	4	4	4	4	4		Civata M16 x 56 DIN 601	33	St 38	Somunlu		
4	4	4	4	4	4	4	4	4	4	4	4	4	4	4		Civata M16 x 60 DIN 601	32	St 38	Somunlu		
2	2	2	2	2	2	2	2	2	2	2	2	2	2	2		Düz flâns NW 40 TSN 15	31	St 37-2			
2	2	2	2	2	2	2	2	2	2	2	2	2	2	2		Düz flâns NW 65 TSN 15	30	St 37-2			
/	/	–	–	/	–	–	/	/	–	–	1	1	–	1		Düz flâns NW 1000 TSN 15	29	St 37-2			
/	/	/	/	/	/	/	/	/	1	1	1	1	1	1		1" Kör tapa	28	–			
/	/	/	/	/	/	/	/	/	1	1	1	1	1	1		1" manson boru	27	–			
/	/	/	/	/	/	/	/	/	1	1	1	1	1	1		Boru 44,5ϕ x 2 L = 580	26	St 35	NW 40 DIN 2458		
–	–	–	/	–	–	/	–	–	–	1	–	–	–	–		Boru 816ϕ x 2 L = 1700	25	St 35			
/	/	/	/	/	/	/	/	/	1	1	1	1	1	1		Boru 44,5ϕ x 2 L = 118	24	St 35	NW 40 DIN 2458		
–	–	–	/	–	–	/	–	–	–	1	–	–	–	–		Düz flâns NW 800 TSN 15	23	St 37-2			
/	/	/	/	/	/	/	/	/	1	1	1	1	1	1		Boru 76,1ϕ x 2,6 L ≅ 2000	22	St 35	NW 65 DIN 2458		
–	–	–	/	–	–	/	–	–	–	1	–	–	–	–		Levha 1906ϕ/818ϕ x 6	21	St 37			
/	/	/	/	/	/	/	/	/	1	1	1	1	1	1		Boru 76,1ϕ x 2,6 L = 117	20	St 35	NW 65 DIN 2458		
/	/	–	–	/	–	–	/	/	–	–	1	1	–	1		Boru 1020ϕ x 10 L = 1700	19	St 35			
/	/	/	/	/	/	/	/	/	1	1	1	1	1	1		Levha Kal. 6 mm.	18	St 37			
/	/	/	/	/	/	/	/	/	1	1	1	1	1	1		⌀ 200 x 480 x 6	17	//			
/	/	/	/	/	/	/	/	/	1	1	1	1	1	1		Levha Kal. 3 mm	16	//			
/	/	/	/	/	/	/	/	/	1	1	1	1	1	1		Levha Kal. 3 mm	15	//			
/	/	/	/	/	/	/	/	/	1	1	1	1	1	1		⌀ 2560ϕ x 6	14	//			
/	/	/	/	/	/	/	/	/	1	1	1	1	1	1		⌀ 154 x 7872 x 6	13	//			
/	/	/	/	/	/	/	/	/	1	1	1	1	1	1		⌀ 2750ϕ/2406ϕ x 6	12	//			
/	/	/	/	/	/	/	/	/	1	1	1	1	1	1		Levha Kal. 6 mm	11	//			
/	/	/	/	/	/	/	/	/	1	1	1	1	1	1		⌀ 2560ϕ/2406ϕ x 6	10	//			
/	/	/	/	/	/	/	/	/	1	1	1	1	1	1		⌀ 125 x 7872 x 6	9	//			
/	/	/	/	/	/	/	/	/	1	1	1	1	1	1		⌀ 1059 x 5674 x 6	8	//			
/	/	/	/	/	/	/	/	/	1	1	1	1	1	1		Levha Kal. 6 mm	7	//			
/	/	/	/	/	/	/	/	/	1	1	1	1	1	1		Levha Kal. 6 mm	6	//			
24	24	24	24	24	24	24	24	24	24	24	24	24	24	24		⌀ 180 x 300 x 6	5	//			
/	/	/	/	/	/	/	/	/	1	1	1	1	1	1		⌀ 1906ϕ/1706ϕ x 6	4	//			
/	/	–	–	/	–	–	/	/	–	–	1	1	–	1		Levha 1906ϕ/1022ϕ x 6	3	//			
/	/	/	/	/	/	/	/	/	1	1	1	1	1	1		Levha Kal. 6 mm	2	//			
/	/	/	/	/	/	/	/	/	1	1	1	1	1	1		⌀ 6 x 710 x 9443	1	//			
o	n	m	l	k	j	i	h	g	f	e	d	c	b	a	Adet	İsim	№	Malzeme	Not	Ağırlık	

Adet	Adet	Adet	Adet	Adet	Adet	Adet	Adet	Adet	Adet	Adet	Adet	Adet	Adet	Adet	Adet	Adet	Adet	Adet	Adet	Adet	Adet
521 Ipsa	Ipsa	Adapazarı			AFYON				KONYA				TURHAL								
NW 1000 - I. Kademe için	NW 1000 - II A, II B için	NW 700 - IV. Kademe için	NW 800 - III A, III B, III C için	NW 1000 - II A, II B için	NW 700 - IV. Kademe için	NW 800 - III A, III B, III C için	NW 1000 - II A, II B için	NW 1000 - I. Kademe için	NW 700 - IV. kademe için	NW 800 - III A, III B, III C için	NW 1000 - I. kademe için	NW 1000 - II A, II B için	NW 700 - III A, III B ve IV	NW 1000 - II A, II B için							

Değ. No	Değişiklik	Tarih	İmza

	Tarih	İsim
Proje		
Resim	26.2.73	
Kontrol		

Ölçek 1:10 1:20 1:2,5

TÜRKİYE ŞEKER FABRİKALARI A.Ş.
GENEL MÜDÜRLÜĞÜ

ŞERBET BUHARLAŞTIRICISI
Isıtma yüzeyi 2000 m2
ŞERBET TUTUCU

06-03-04/4A

Tarafından

Yerine